



Ireland

6 Bridge Court,
City Gate,
St. Augustine Street,
Dublin 8

Tel: 01 633 4725
Fax: 01 633 4562

TOBIN CONSULTING ENGINEERS GALWAY HARBOUR TRAFFIC SURVEY

SURVEY REPORT FEBRUARY 2010

PROJECT NO.	636
CHECKED	P. MURRAY
DATE	06/04/2010
CONTACT	J. FAULDS
REVISION	

CONTENTS

Introduction

Registration Plate Observations

Diagram 636-01.

Appendix A – Vehicle Categories

Appendix B – Survey Results – Link Counts and Sample Rates

Appendix C – Survey Results – Registration Matching

INTRODUCTION

Nationwide Data Collection (NDC) was instructed by Tobin Consulting Engineers to undertake registration plate observations in Galway.

A general location plan is given in Diagram 636-01.

REGISTRATION PLATE OBSERVATIONS

Registration plate observations were undertaken at the following sites:

Site No.	Location.	Day / Date
001	Harbour Access - North-Westbound - INBOUND	Tuesday 9 th February 2010
002	Harbour Access - South-Eastbound - OUTBOUND	
003	Dock Rd - South-Eastbound - INBOUND	
004	Dock Rd - North-Westbound - OUTBOUND	
005	Fairgreen Rd - South-Eastbound - INBOUND	
006	Fairgreen Rd - North-Westbound - OUTBOUND	
007	Monageesha Rd (Right Turn Lane only)- Eastbound - INBOUND	
008 & 009	Monageesha Rd (Inside & Outside Lanes)- Westbound - OUTBOUND	
010	Wellpark Rd (Straight Through Lane only)- Southbound - INBOUND	
011	Wellpark Rd - Northbound - OUTBOUND	
012	Dublin Rd (Left Turn Lane only) - North-Westbound - INBOUND	
013 & 014	Dublin Rd (Exit from Junction) - South-Eastbound - OUTBOUND	

All sites were surveyed using telescopically mounted video cameras from which the information was subsequently extracted.

The survey was carried out with survey hours of 07:30 to 09:30, 12:00 to 14:30 & 16:30 to 18:30.

At each of the above sites, manual classified link counts were also undertaken in 15 minute intervals and tabulated with period totals.

Vehicles were classified into the following categories:

- Cars and taxis / Light Goods Vehicles (**LV**),
- Heavy Goods Vehicles (**HGV**),
- Buses (**PSV**).

A detailed description of the vehicles included in each category is included in Appendix A.

Full registrations of vehicles passing each of the sites were collected in real time (hh:mm:ss).

Using Micromatch, 15 minute trip matrices were produced for each vehicle type. In order to identify only those vehicles travelling straight through the network, a 10-minute maximum trip time was allocated to all matrices.

The following sets of matrices have been produced:

- In at Sites 001, 003, 005, 007, 010 & 012;
- Out at Sites 002, 004, 006, 008, 009, 011, 013 & 014.

The results of the link counts are provided in Appendix B, with the registration matching provided in Appendix C.

SITE REPORT

Weather Tuesday 9th February 2010 – Overcast with occasional sunny spells

Accidents None.

Roadworks None.

Queues Not recorded.

Pedestrians Not recorded.

General Site Notes. None.


















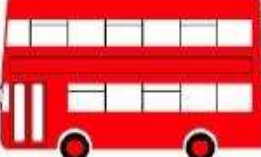

See Summary Table for individual site / lane numbering and directions.

	Sites / Location:	001 to 014 / Galway Harbour	Project No.:	636	Diagram No.:	636-01	Drawn By:	JF
	Survey Date:	Tuesday 9th February 2010	Project Name:	GALWAY HARBOUR				
	Survey Times:	07:30 to 09:30; 12:00 to 14:30 & 16:30 to 18:30	Diagram Title:	General Location Plan				

APPENDIX A

VEHICLE CATEGORIES

VEHICLE CATEGORIES

LIGHT VEHICLES (LV)	 SALOON	 ESTATE	
	 PEOPLE CARRIER	 CAR TOWING CARAVAN / TRAILER	
HEAVY GOODS VEHICLES (HGV)	 VAN	 <3.5 TONNES – single rear tyres	 PICK-UP
	 > 3.5 TONNES – twin rear tyres	 2-AXLES RIGID	
	 2-AXLES RIGID	 3 AXLES-RIGID	
	 4 OR MORE AXLES RIGID	 3-AXLES ARTIC	
	 4 OR MORE AXLES ARTIC	 OTHER GOODS VEHICLE WITH TRAILER	
	BUSES (PSV)	 DOUBLE DECK BUS	 SINGLE DECK BUS OR COACH

APPENDIX B

SURVEY RESULTS

Link Counts and Sample Rates

Site No. 001

Location Harbour Access - North-Westbound - INBOUND

Date Tuesday 09 February 2010

Time	Plates Collected			Veh. Total	Link Count			Veh. Total	Sample Plates Collected			Veh. Total
	LV	HGV	PSV		LV	HGV	PSV		LV	HGV	PSV	
07:30	2	2	7	11	3	4	9	16	67%	50%	78%	69%
07:45	3	3	7	13	3	3	7	13	100%	100%	100%	100%
08:00	6	2	3	11	6	2	4	12	100%	100%	75%	92%
08:15	2	4	7	13	2	5	7	14	100%	80%	100%	93%
08:30	0	5	3	8	0	5	3	8	#DIV/0!	100%	100%	100%
08:45	5	5	2	12	5	5	2	12	100%	100%	100%	100%
09:00	7	5	1	13	7	6	2	15	100%	83%	50%	87%
09:15	6	1	1	8	6	2	1	9	100%	50%	100%	89%
Total	31	27	31	89	32	32	35	99	97%	84%	89%	90%

Date Tuesday 09 February 2010

Time	Plates Collected			Veh. Total	Link Count			Veh. Total	Sample Plates Collected			Veh. Total
	LV	HGV	PSV		LV	HGV	PSV		LV	HGV	PSV	
12:00	14	1	3	18	16	1	3	20	88%	100%	100%	90%
12:15	12	7	6	25	12	7	6	25	100%	100%	100%	100%
12:30	20	3	1	24	22	3	1	26	91%	100%	100%	92%
12:45	17	2	3	22	18	2	3	23	94%	100%	100%	96%
13:00	37	5	2	44	39	5	4	48	95%	100%	50%	92%
13:15	11	2	2	15	11	2	2	15	100%	100%	100%	100%
13:30	18	6	1	25	19	6	1	26	95%	100%	100%	96%
13:45	14	2	2	18	15	2	2	19	93%	100%	100%	95%
14:00	20	1	1	22	21	1	1	23	95%	100%	100%	96%
14:15	16	2	0	18	15	3	0	18	107%	67%	#DIV/0!	100%
Total	179	31	21	231	188	32	23	243	95%	97%	91%	95%

Date Tuesday 09 February 2010

Time	Plates Collected			Veh. Total	Link Count			Veh. Total	Sample Plates Collected			Veh. Total
	LV	HGV	PSV		LV	HGV	PSV		LV	HGV	PSV	
16:30	27	0	1	28	29	0	1	30	93%	#DIV/0!	100%	93%
16:45	17	2	2	21	18	2	3	23	94%	100%	67%	91%
17:00	36	1	4	41	38	1	4	43	95%	100%	100%	95%
17:15	15	1	2	18	15	1	2	18	100%	100%	100%	100%
17:30	17	0	1	18	17	0	1	18	100%	#DIV/0!	100%	100%
17:45	8	0	3	11	8	0	3	11	100%	#DIV/0!	100%	100%
18:00	10	0	1	11	10	0	1	11	100%	#DIV/0!	100%	100%
18:15	5	0	1	6	5	1	1	7	100%	0%	100%	86%
Total	135	4	15	154	140	5	16	161	96%	80%	94%	96%

Site No. 002

Location Harbour Access - South-Eastbound - OUTBOUND

Date Tuesday 09 February 2010

Time	Plates Collected			Veh. Total	Link Count			Veh. Total	Sample Plates Collected			Veh. Total
	LV	HGV	PSV		LV	HGV	PSV		LV	HGV	PSV	
07:30	15	1	0	16	19	1	0	20	79%	100%	#DIV/0!	80%
07:45	24	2	0	26	30	2	0	32	80%	100%	#DIV/0!	81%
08:00	18	2	1	21	18	2	1	21	100%	100%	100%	100%
08:15	27	2	3	32	29	2	3	34	93%	100%	100%	94%
08:30	11	1	4	16	11	1	4	16	100%	100%	100%	100%
08:45	13	2	4	19	13	2	4	19	100%	100%	100%	100%
09:00	21	1	7	29	22	1	7	30	95%	100%	100%	97%
09:15	14	2	3	19	14	3	4	21	100%	67%	75%	90%
Total	143	13	22	178	156	14	23	193	92%	93%	96%	92%

Date Tuesday 09 February 2010

Time	Plates Collected			Veh. Total	Link Count			Veh. Total	Sample Plates Collected			Veh. Total
	LV	HGV	PSV		LV	HGV	PSV		LV	HGV	PSV	
12:00	16	3	2	21	16	3	2	21	100%	100%	100%	100%
12:15	14	5	2	21	17	5	2	24	82%	100%	100%	88%
12:30	16	3	3	22	17	3	3	23	94%	100%	100%	96%
12:45	19	1	6	26	19	2	6	27	100%	50%	100%	96%
13:00	12	2	2	16	12	2	2	16	100%	100%	100%	100%
13:15	18	1	1	20	19	1	1	21	95%	100%	100%	95%
13:30	23	4	0	27	24	3	0	27	96%	133%	#DIV/0!	100%
13:45	15	2	1	18	17	2	1	20	88%	100%	100%	90%
14:00	21	4	1	26	22	4	1	27	95%	100%	100%	96%
14:15	19	3	2	24	19	2	2	23	100%	150%	100%	104%
Total	173	28	20	221	182	27	20	229	95%	104%	100%	97%

Date Tuesday 09 February 2010

Time	Plates Collected			Veh. Total	Link Count			Veh. Total	Sample Plates Collected			Veh. Total
	LV	HGV	PSV		LV	HGV	PSV		LV	HGV	PSV	
16:30	12	0	1	13	14	0	1	15	86%	#DIV/0!	100%	87%
16:45	11	0	7	18	11	0	7	18	100%	#DIV/0!	100%	100%
17:00	2	2	1	5	3	2	1	6	67%	100%	100%	83%
17:15	1	1	4	6	2	1	5	8	50%	100%	80%	75%
17:30	3	1	3	7	4	0	3	7	75%	#DIV/0!	100%	100%
17:45	1	0	2	3	1	0	2	3	100%	#DIV/0!	100%	100%
18:00	1	0	5	6	1	1	5	7	100%	0%	100%	86%
18:15	5	2	4	11	5	2	4	11	100%	100%	100%	100%
Total	36	6	27	69	41	6	28	75	88%	100%	96%	92%

Site No. 003

Location Dock Rd - South-Eastbound - INBOUND

Date Tuesday 09 February 2010

Time	Plates Collected			Veh. Total	Link Count			Veh. Total	Sample Plates Collected			Veh. Total
	LV	HGV	PSV		LV	HGV	PSV		LV	HGV	PSV	
07:30	0	0	0	0	75	0	0	75	0%	#DIV/0!	#DIV/0!	0%
07:45	9	0	0	9	94	2	1	97	10%	0%	0%	9%
08:00	63	0	0	63	135	3	0	138	47%	0%	#DIV/0!	46%
08:15	121	0	1	122	136	1	3	140	89%	0%	33%	87%
08:30	109	1	1	111	110	1	4	115	99%	100%	25%	97%
08:45	108	3	2	113	110	3	3	116	98%	100%	67%	97%
09:00	85	4	6	95	84	4	7	95	101%	100%	86%	100%
09:15	103	2	3	108	104	2	5	111	99%	100%	60%	97%
Total	598	10	13	621	848	16	23	887	71%	63%	57%	70%

Date Tuesday 09 February 2010

Time	Plates Collected			Veh. Total	Link Count			Veh. Total	Sample Plates Collected			Veh. Total
	LV	HGV	PSV		LV	HGV	PSV		LV	HGV	PSV	
12:00	87	6	0	93	88	7	3	98	99%	86%	0%	95%
12:15	95	1	0	96	96	3	0	99	99%	33%	#DIV/0!	97%
12:30	89	3	1	93	90	4	2	96	99%	75%	50%	97%
12:45	103	1	2	106	105	1	3	109	98%	100%	67%	97%
13:00	114	4	1	119	118	4	2	124	97%	100%	50%	96%
13:15	87	1	0	88	88	2	0	90	99%	50%	#DIV/0!	98%
13:30	95	5	0	100	96	5	1	102	99%	100%	0%	98%
13:45	105	0	1	106	107	1	1	109	98%	0%	100%	97%
14:00	105	3	3	111	106	4	3	113	99%	75%	100%	98%
14:15	96	1	2	99	98	2	4	104	98%	50%	50%	95%
Total	976	25	10	1011	992	33	19	1044	98%	76%	53%	97%

Date Tuesday 09 February 2010

Time	Plates Collected			Veh. Total	Link Count			Veh. Total	Sample Plates Collected			Veh. Total
	LV	HGV	PSV		LV	HGV	PSV		LV	HGV	PSV	
16:30	80	1	1	82	81	2	1	84	99%	50%	100%	98%
16:45	79	0	4	83	82	1	5	88	96%	0%	80%	94%
17:00	78	2	1	81	79	2	1	82	99%	100%	100%	99%
17:15	50	1	4	55	54	1	5	60	93%	100%	80%	92%
17:30	49	0	2	51	49	0	2	51	100%	#DIV/0!	100%	100%
17:45	39	0	1	40	46	0	1	47	85%	#DIV/0!	100%	85%
18:00	0	0	0	0	64	1	2	67	0%	0%	0%	0%
18:15	0	0	0	0	54	0	2	56	0%	#DIV/0!	0%	0%
Total	375	4	13	392	509	7	19	535	74%	57%	68%	73%

Site No. 004

Location Dock Rd - North-Westbound - OUTBOUND

Date Tuesday 09 February 2010

Time	Plates Collected			Veh. Total	Link Count			Veh. Total	Sample Plates Collected			Veh. Total
	LV	HGV	PSV		LV	HGV	PSV		LV	HGV	PSV	
07:30	0	0	0	0	82	4	2	88	0%	0%	0%	0%
07:45	30	0	0	30	92	6	1	99	33%	0%	0%	30%
08:00	106	4	1	111	109	4	1	114	97%	100%	100%	97%
08:15	142	4	1	147	143	4	1	148	99%	100%	100%	99%
08:30	151	3	0	154	149	3	2	154	101%	100%	0%	100%
08:45	121	1	1	123	138	2	2	142	88%	50%	50%	87%
09:00	141	2	1	144	150	4	3	157	94%	50%	33%	92%
09:15	139	2	0	141	151	4	2	157	92%	50%	0%	90%
Total	830	16	4	850	1014	31	14	1059	82%	52%	29%	80%

Date Tuesday 09 February 2010

Time	Plates Collected			Veh. Total	Link Count			Veh. Total	Sample Plates Collected			Veh. Total
	LV	HGV	PSV		LV	HGV	PSV		LV	HGV	PSV	
12:00	124	0	0	124	127	4	1	132	98%	0%	0%	94%
12:15	130	2	0	132	134	4	2	140	97%	50%	0%	94%
12:30	108	0	0	108	144	2	0	146	75%	0%	#DIV/0!	74%
12:45	121	1	0	122	134	2	0	136	90%	50%	#DIV/0!	90%
13:00	139	0	0	139	155	1	0	156	90%	0%	#DIV/0!	89%
13:15	119	0	0	119	132	0	0	132	90%	#DIV/0!	#DIV/0!	90%
13:30	134	0	0	134	137	3	1	141	98%	0%	0%	95%
13:45	127	0	0	127	133	3	0	136	95%	0%	#DIV/0!	93%
14:00	132	0	0	132	137	1	1	139	96%	0%	0%	95%
14:15	131	0	0	131	154	4	0	158	85%	0%	#DIV/0!	83%
Total	1265	3	0	1268	1387	24	5	1416	91%	13%	0%	90%

Date Tuesday 09 February 2010

Time	Plates Collected			Veh. Total	Link Count			Veh. Total	Sample Plates Collected			Veh. Total
	LV	HGV	PSV		LV	HGV	PSV		LV	HGV	PSV	
16:30	111	2	0	113	121	2	0	123	92%	100%	#DIV/0!	92%
16:45	101	2	0	103	129	2	0	131	78%	100%	#DIV/0!	79%
17:00	81	0	2	83	104	1	2	107	78%	0%	100%	78%
17:15	64	1	0	65	104	2	1	107	62%	50%	0%	61%
17:30	74	0	0	74	113	0	0	113	65%	#DIV/0!	#DIV/0!	65%
17:45	95	0	0	95	120	0	0	120	79%	#DIV/0!	#DIV/0!	79%
18:00	63	1	0	64	114	2	0	116	55%	50%	#DIV/0!	55%
18:15	38	0	0	38	117	0	0	117	32%	#DIV/0!	#DIV/0!	32%
Total	627	6	2	635	922	9	3	934	68%	67%	67%	68%

Site No. 005

Location Fairgreen Rd - South-Eastbound - INBOUND

Date Tuesday 09 February 2010

Time	Plates Collected			Veh. Total	Link Count			Veh. Total	Sample Plates Collected			Veh. Total
	LV	HGV	PSV		LV	HGV	PSV		LV	HGV	PSV	
07:30	0	0	0	0	15	0	1	16	0%	#DIV/0!	0%	0%
07:45	3	0	0	3	12	1	1	14	25%	0%	0%	21%
08:00	18	0	1	19	18	0	1	19	100%	#DIV/0!	100%	100%
08:15	18	1	0	19	19	1	0	20	95%	100%	#DIV/0!	95%
08:30	20	1	1	22	26	0	2	28	77%	#DIV/0!	50%	79%
08:45	21	1	0	22	26	1	0	27	81%	100%	#DIV/0!	81%
09:00	24	0	2	26	26	0	2	28	92%	#DIV/0!	100%	93%
09:15	17	0	0	17	21	0	0	21	81%	#DIV/0!	#DIV/0!	81%
Total	121	3	4	128	163	3	7	173	74%	100%	57%	74%

Date Tuesday 09 February 2010

Time	Plates Collected			Veh. Total	Link Count			Veh. Total	Sample Plates Collected			Veh. Total
	LV	HGV	PSV		LV	HGV	PSV		LV	HGV	PSV	
12:00	29	0	0	29	32	0	0	32	91%	#DIV/0!	#DIV/0!	91%
12:15	23	3	1	27	28	3	2	33	82%	100%	50%	82%
12:30	24	0	1	25	31	0	1	32	77%	#DIV/0!	100%	78%
12:45	22	2	0	24	30	2	0	32	73%	100%	#DIV/0!	75%
13:00	25	0	2	27	25	1	2	28	100%	0%	100%	96%
13:15	35	0	0	35	39	0	0	39	90%	#DIV/0!	#DIV/0!	90%
13:30	23	0	0	23	29	0	0	29	79%	#DIV/0!	#DIV/0!	79%
13:45	29	1	0	30	36	1	0	37	81%	100%	#DIV/0!	81%
14:00	33	0	0	33	41	1	1	43	80%	0%	0%	77%
14:15	34	2	1	37	43	2	1	46	79%	100%	100%	80%
Total	277	8	5	290	334	10	7	351	83%	80%	71%	83%

Date Tuesday 09 February 2010

Time	Plates Collected			Veh. Total	Link Count			Veh. Total	Sample Plates Collected			Veh. Total
	LV	HGV	PSV		LV	HGV	PSV		LV	HGV	PSV	
16:30	30	0	1	31	32	1	1	34	94%	0%	100%	91%
16:45	27	0	1	28	29	0	1	30	93%	#DIV/0!	100%	93%
17:00	17	0	0	17	18	0	0	18	94%	#DIV/0!	#DIV/0!	94%
17:15	30	0	1	31	29	0	1	30	103%	#DIV/0!	100%	103%
17:30	39	1	1	41	42	1	1	44	93%	100%	100%	93%
17:45	25	0	0	25	44	0	1	45	57%	#DIV/0!	0%	56%
18:00	0	0	0	0	25	0	1	26	0%	#DIV/0!	0%	0%
18:15	0	0	0	0	22	0	0	22	0%	#DIV/0!	#DIV/0!	0%
Total	168	1	4	173	241	2	6	249	70%	50%	67%	69%

Site No. 006

Location Fairgreen Rd - North-Westbound - OUTBOUND

Date Tuesday 09 February 2010

Time	Plates Collected			Veh. Total	Link Count			Veh. Total	Sample Plates Collected			Veh. Total
	LV	HGV	PSV		LV	HGV	PSV		LV	HGV	PSV	
07:30	0	0	0	0	19	0	8	27	0%	#DIV/0!	0%	0%
07:45	15	2	4	21	32	3	8	43	47%	67%	50%	49%
08:00	40	7	4	51	40	7	6	53	100%	100%	67%	96%
08:15	35	2	2	39	38	4	3	45	92%	50%	67%	87%
08:30	49	1	5	55	49	0	6	55	100%	#DIV/0!	83%	100%
08:45	43	1	2	46	44	0	3	47	98%	#DIV/0!	67%	98%
09:00	46	0	5	51	46	0	6	52	100%	#DIV/0!	83%	98%
09:15	39	2	2	43	38	2	2	42	103%	100%	100%	102%
Total	267	15	24	306	306	16	42	364	87%	94%	57%	84%

Date Tuesday 09 February 2010

Time	Plates Collected			Veh. Total	Link Count			Veh. Total	Sample Plates Collected			Veh. Total
	LV	HGV	PSV		LV	HGV	PSV		LV	HGV	PSV	
12:00	17	0	1	18	17	0	2	19	100%	#DIV/0!	50%	95%
12:15	30	3	2	35	33	3	3	39	91%	100%	67%	90%
12:30	34	1	3	38	33	0	4	37	103%	#DIV/0!	75%	103%
12:45	38	0	2	40	35	2	3	40	109%	0%	67%	100%
13:00	35	0	3	38	36	0	6	42	97%	#DIV/0!	50%	90%
13:15	33	1	3	37	32	2	4	38	103%	50%	75%	97%
13:30	27	0	6	33	30	1	6	37	90%	0%	100%	89%
13:45	33	1	0	34	32	1	0	33	103%	100%	#DIV/0!	103%
14:00	36	0	3	39	35	0	6	41	103%	#DIV/0!	50%	95%
14:15	27	0	0	27	27	0	1	28	100%	#DIV/0!	0%	96%
Total	310	6	23	339	310	9	35	354	100%	67%	66%	96%

Date Tuesday 09 February 2010

Time	Plates Collected			Veh. Total	Link Count			Veh. Total	Sample Plates Collected			Veh. Total
	LV	HGV	PSV		LV	HGV	PSV		LV	HGV	PSV	
16:30	31	2	3	36	33	2	3	38	94%	100%	100%	95%
16:45	42	0	7	49	42	0	7	49	100%	#DIV/0!	100%	100%
17:00	62	0	3	65	62	0	4	66	100%	#DIV/0!	75%	98%
17:15	47	0	5	52	49	0	5	54	96%	#DIV/0!	100%	96%
17:30	55	1	2	58	55	0	3	58	100%	#DIV/0!	67%	100%
17:45	34	0	3	37	46	0	3	49	74%	#DIV/0!	100%	76%
18:00	0	0	0	0	41	0	2	43	0%	#DIV/0!	0%	0%
18:15	0	0	0	0	58	0	3	61	0%	#DIV/0!	0%	0%
Total	271	3	23	297	386	2	30	418	70%	150%	77%	71%

Site No. 007

Location Monageesha Rd (Right Turn Lane only)- Eastbound - INBOUND

Date Tuesday 09 February 2010

Time	Plates Collected			Veh. Total	Link Count			Veh. Total	Sample Plates Collected			Veh. Total
	LV	HGV	PSV		LV	HGV	PSV		LV	HGV	PSV	
07:30	38	2	0	40	43	3	0	46	88%	67%	#DIV/0!	87%
07:45	72	1	0	73	78	1	0	79	92%	100%	#DIV/0!	92%
08:00	76	3	0	79	78	3	0	81	97%	100%	#DIV/0!	98%
08:15	88	1	0	89	93	0	0	93	95%	#DIV/0!	#DIV/0!	96%
08:30	91	3	0	94	95	3	0	98	96%	100%	#DIV/0!	96%
08:45	81	1	1	83	82	2	2	86	99%	50%	50%	97%
09:00	76	3	0	79	88	4	0	92	86%	75%	#DIV/0!	86%
09:15	74	6	0	80	80	6	2	88	93%	100%	0%	91%
Total	596	20	1	617	637	22	4	663	94%	91%	25%	93%

Date Tuesday 09 February 2010

Time	Plates Collected			Veh. Total	Link Count			Veh. Total	Sample Plates Collected			Veh. Total
	LV	HGV	PSV		LV	HGV	PSV		LV	HGV	PSV	
12:00	80	2	0	82	80	1	1	82	100%	200%	0%	100%
12:15	74	1	0	75	82	1	0	83	90%	100%	#DIV/0!	90%
12:30	81	0	0	81	83	0	0	83	98%	#DIV/0!	#DIV/0!	98%
12:45	74	0	1	75	80	2	0	82	93%	0%	#DIV/0!	91%
13:00	81	2	0	83	82	2	1	85	99%	100%	0%	98%
13:15	85	1	0	86	86	1	0	87	99%	100%	#DIV/0!	99%
13:30	75	1	0	76	79	2	0	81	95%	50%	#DIV/0!	94%
13:45	86	0	0	86	87	0	0	87	99%	#DIV/0!	#DIV/0!	99%
14:00	85	0	0	85	86	2	0	88	99%	0%	#DIV/0!	97%
14:15	80	1	0	81	89	0	0	89	90%	#DIV/0!	#DIV/0!	91%
Total	801	8	1	810	834	11	2	847	96%	73%	50%	96%

Date Tuesday 09 February 2010

Time	Plates Collected			Veh. Total	Link Count			Veh. Total	Sample Plates Collected			Veh. Total
	LV	HGV	PSV		LV	HGV	PSV		LV	HGV	PSV	
16:30	78	1	0	79	89	1	1	91	88%	100%	0%	87%
16:45	78	0	0	78	89	2	0	91	88%	0%	#DIV/0!	86%
17:00	82	0	0	82	90	0	0	90	91%	#DIV/0!	#DIV/0!	91%
17:15	61	0	0	61	69	1	0	70	88%	0%	#DIV/0!	87%
17:30	67	0	0	67	76	0	0	76	88%	#DIV/0!	#DIV/0!	88%
17:45	89	3	0	92	94	3	0	97	95%	100%	#DIV/0!	95%
18:00	71	0	0	71	99	0	0	99	72%	#DIV/0!	#DIV/0!	72%
18:15	70	0	0	70	84	0	0	84	83%	#DIV/0!	#DIV/0!	83%
Total	596	4	0	600	690	7	1	698	86%	57%	0%	86%

Site No's. 008 & 009

Location Monageesha Rd (Inside & Outside Lanes)- Westbound - OUTBOUND

Date Tuesday 09 February 2010

Time	Plates Collected			Veh. Total	Link Count			Veh. Total	Sample Plates Collected			Veh. Total
	LV	HGV	PSV		LV	HGV	PSV		LV	HGV	PSV	
07:30	1	0	0	1	126	3	0	129	1%	0%	#DIV/0!	1%
07:45	43	1	1	45	128	1	2	131	34%	100%	50%	34%
08:00	123	3	0	126	126	3	3	132	98%	100%	0%	95%
08:15	134	3	1	138	135	3	1	139	99%	100%	100%	99%
08:30	138	2	6	146	140	2	6	148	99%	100%	100%	99%
08:45	96	1	1	98	102	1	2	105	94%	100%	50%	93%
09:00	133	1	1	135	145	1	3	149	92%	100%	33%	91%
09:15	140	3	0	143	139	4	2	145	101%	75%	0%	99%
Total	808	14	10	832	1041	18	19	1078	78%	78%	53%	77%

Date Tuesday 09 February 2010

Time	Plates Collected			Veh. Total	Link Count			Veh. Total	Sample Plates Collected			Veh. Total
	LV	HGV	PSV		LV	HGV	PSV		LV	HGV	PSV	
12:00	125	3	1	129	128	3	1	132	98%	100%	100%	98%
12:15	158	5	3	166	160	5	3	168	99%	100%	100%	99%
12:30	155	1	1	157	158	0	2	160	98%	#DIV/0!	50%	98%
12:45	138	1	0	139	144	1	0	145	96%	100%	#DIV/0!	96%
13:00	138	1	3	142	145	3	4	152	95%	33%	75%	93%
13:15	137	1	0	138	138	2	0	140	99%	50%	#DIV/0!	99%
13:30	115	4	2	121	116	7	1	124	99%	57%	200%	98%
13:45	148	5	2	155	150	5	3	158	99%	100%	67%	98%
14:00	146	1	3	150	150	1	3	154	97%	100%	100%	97%
14:15	131	2	1	134	134	3	1	138	98%	67%	100%	97%
Total	1391	24	16	1431	1423	30	18	1471	98%	80%	89%	97%

Date Tuesday 09 February 2010

Time	Plates Collected			Veh. Total	Link Count			Veh. Total	Sample Plates Collected			Veh. Total
	LV	HGV	PSV		LV	HGV	PSV		LV	HGV	PSV	
16:30	114	0	3	117	130	1	4	135	88%	0%	75%	87%
16:45	119	0	0	119	129	1	0	130	92%	0%	#DIV/0!	92%
17:00	121	1	4	126	125	1	5	131	97%	100%	80%	96%
17:15	129	0	1	130	135	1	1	137	96%	0%	100%	95%
17:30	134	1	4	139	132	1	4	137	102%	100%	100%	101%
17:45	112	1	3	116	117	1	3	121	96%	100%	100%	96%
18:00	8	0	0	8	129	1	1	131	6%	0%	0%	6%
18:15	0	0	0	0	106	1	0	107	0%	0%	#DIV/0!	0%
Total	737	3	15	755	1003	8	18	1029	73%	38%	83%	73%

Site No. 010

Location Wellpark Rd (Straight Through Lane only)- Southbound - INBOUND

Date Tuesday 09 February 2010

Time	Plates Collected			Veh. Total	Link Count			Veh. Total	Sample Plates Collected			Veh. Total
	LV	HGV	PSV		LV	HGV	PSV		LV	HGV	PSV	
07:30	24	5	2	31	32	7	3	42	75%	71%	67%	74%
07:45	48	3	2	53	51	4	3	58	94%	75%	67%	91%
08:00	64	4	5	73	65	4	5	74	98%	100%	100%	99%
08:15	63	3	3	69	65	3	3	71	97%	100%	100%	97%
08:30	67	2	0	69	71	2	1	74	94%	100%	0%	93%
08:45	67	2	2	71	71	3	2	76	94%	67%	100%	93%
09:00	68	2	0	70	77	2	0	79	88%	100%	#DIV/0!	89%
09:15	60	6	1	67	68	6	1	75	88%	100%	100%	89%
Total	461	27	15	503	500	31	18	549	92%	87%	83%	92%

Date Tuesday 09 February 2010

Time	Plates Collected			Veh. Total	Link Count			Veh. Total	Sample Plates Collected			Veh. Total
	LV	HGV	PSV		LV	HGV	PSV		LV	HGV	PSV	
12:00	44	5	1	50	40	6	1	47	110%	83%	100%	106%
12:15	48	1	1	50	51	1	1	53	94%	100%	100%	94%
12:30	54	1	0	55	64	1	2	67	84%	100%	0%	82%
12:45	54	4	1	59	58	4	2	64	93%	100%	50%	92%
13:00	60	1	1	62	62	1	1	64	97%	100%	100%	97%
13:15	50	0	1	51	51	0	1	52	98%	#DIV/0!	100%	98%
13:30	46	1	1	48	46	1	1	48	100%	100%	100%	100%
13:45	42	1	1	44	42	1	1	44	100%	100%	100%	100%
14:00	51	2	1	54	53	2	1	56	96%	100%	100%	96%
14:15	52	2	0	54	53	2	0	55	98%	100%	#DIV/0!	98%
Total	501	18	8	527	520	19	11	550	96%	95%	73%	96%

Date Tuesday 09 February 2010

Time	Plates Collected			Veh. Total	Link Count			Veh. Total	Sample Plates Collected			Veh. Total
	LV	HGV	PSV		LV	HGV	PSV		LV	HGV	PSV	
16:30	52	0	2	54	53	0	2	55	98%	#DIV/0!	100%	98%
16:45	52	0	0	52	56	1	0	57	93%	0%	#DIV/0!	91%
17:00	47	1	2	50	49	2	2	53	96%	50%	100%	94%
17:15	64	0	3	67	65	0	3	68	98%	#DIV/0!	100%	99%
17:30	48	0	1	49	49	0	1	50	98%	#DIV/0!	100%	98%
17:45	43	3	0	46	46	3	0	49	93%	100%	#DIV/0!	94%
18:00	40	0	1	41	47	0	1	48	85%	#DIV/0!	100%	85%
18:15	40	0	0	40	47	0	0	47	85%	#DIV/0!	#DIV/0!	85%
Total	386	4	9	399	412	6	9	427	94%	67%	100%	93%

Site No. 011

Location Wellpark Rd - Northbound - OUTBOUND

Date Tuesday 09 February 2010

Time	Plates Collected			Veh. Total	Link Count			Veh. Total	Sample Plates Collected			Veh. Total
	LV	HGV	PSV		LV	HGV	PSV		LV	HGV	PSV	
07:30	4	0	0	4	43	2	2	47	9%	0%	0%	9%
07:45	57	3	1	61	77	3	3	83	74%	100%	33%	73%
08:00	81	0	1	82	83	1	1	85	98%	0%	100%	96%
08:15	79	1	2	82	79	1	2	82	100%	100%	100%	100%
08:30	80	4	1	85	94	4	1	99	85%	100%	100%	86%
08:45	96	3	1	100	111	3	1	115	86%	100%	100%	87%
09:00	95	7	0	102	102	6	1	109	93%	117%	0%	94%
09:15	95	4	0	99	101	2	0	103	94%	200%	#DIV/0!	96%
Total	587	22	6	615	690	22	11	723	85%	100%	55%	85%

Date Tuesday 09 February 2010

Time	Plates Collected			Veh. Total	Link Count			Veh. Total	Sample Plates Collected			Veh. Total
	LV	HGV	PSV		LV	HGV	PSV		LV	HGV	PSV	
12:00	79	2	0	81	82	2	0	84	96%	100%	#DIV/0!	96%
12:15	90	1	2	93	91	2	2	95	99%	50%	100%	98%
12:30	88	4	1	93	100	4	1	105	88%	100%	100%	89%
12:45	81	3	1	85	83	3	2	88	98%	100%	50%	97%
13:00	79	4	1	84	82	4	1	87	96%	100%	100%	97%
13:15	93	3	2	98	98	4	2	104	95%	75%	100%	94%
13:30	120	2	0	122	124	2	0	126	97%	100%	#DIV/0!	97%
13:45	82	2	1	85	84	2	2	88	98%	100%	50%	97%
14:00	78	2	0	80	79	2	0	81	99%	100%	#DIV/0!	99%
14:15	102	1	0	103	103	2	1	106	99%	50%	0%	97%
Total	892	24	8	924	926	27	11	964	96%	89%	73%	96%

Date Tuesday 09 February 2010

Time	Plates Collected			Veh. Total	Link Count			Veh. Total	Sample Plates Collected			Veh. Total
	LV	HGV	PSV		LV	HGV	PSV		LV	HGV	PSV	
16:30	98	1	1	100	99	3	3	105	99%	33%	33%	95%
16:45	106	1	4	111	112	1	4	117	95%	100%	100%	95%
17:00	114	1	1	116	118	3	3	124	97%	33%	33%	94%
17:15	87	0	3	90	96	0	3	99	91%	#DIV/0!	100%	91%
17:30	129	1	2	132	129	1	2	132	100%	100%	100%	100%
17:45	68	0	4	72	91	0	4	95	75%	#DIV/0!	100%	76%
18:00	4	0	0	4	88	0	1	89	5%	#DIV/0!	0%	4%
18:15	3	0	0	3	88	1	2	91	3%	0%	0%	3%
Total	609	4	15	628	821	9	22	852	74%	44%	68%	74%

Site No. 012

Location Dublin Rd (Left Turn Lane only) - North-Westbound - INBOUND

Date Tuesday 09 February 2010

Time	Plates Collected			Veh. Total	Link Count			Veh. Total	Sample Plates Collected			Veh. Total
	LV	HGV	PSV		LV	HGV	PSV		LV	HGV	PSV	
07:30	42	1	0	43	99	2	2	103	42%	50%	0%	42%
07:45	53	6	2	61	122	7	3	132	43%	86%	67%	46%
08:00	121	4	3	128	133	4	3	140	91%	100%	100%	91%
08:15	142	4	4	150	140	4	5	149	101%	100%	80%	101%
08:30	145	0	10	155	143	1	10	154	101%	0%	100%	101%
08:45	120	0	1	121	121	0	1	122	99%	#DIV/0!	100%	99%
09:00	146	1	8	155	144	1	9	154	101%	100%	89%	101%
09:15	153	4	6	163	150	5	6	161	102%	80%	100%	101%
Total	922	20	34	976	1052	24	39	1115	88%	83%	87%	88%

Date Tuesday 09 February 2010

Time	Plates Collected			Veh. Total	Link Count			Veh. Total	Sample Plates Collected			Veh. Total
	LV	HGV	PSV		LV	HGV	PSV		LV	HGV	PSV	
12:00	101	4	2	107	104	4	3	111	97%	100%	67%	96%
12:15	117	1	6	124	117	3	5	125	100%	33%	120%	99%
12:30	127	1	6	134	139	1	6	146	91%	100%	100%	92%
12:45	119	1	2	122	123	2	2	127	97%	50%	100%	96%
13:00	122	2	3	127	126	2	4	132	97%	100%	75%	96%
13:15	118	2	3	123	128	2	3	133	92%	100%	100%	92%
13:30	102	5	4	111	110	5	4	119	93%	100%	100%	93%
13:45	119	0	0	119	120	0	0	120	99%	#DIV/0!	#DIV/0!	99%
14:00	96	1	3	100	101	1	3	105	95%	100%	100%	95%
14:15	121	1	5	127	126	0	6	132	96%	#DIV/0!	83%	96%
Total	1142	18	34	1194	1194	20	36	1250	96%	90%	94%	96%

Date Tuesday 09 February 2010

Time	Plates Collected			Veh. Total	Link Count			Veh. Total	Sample Plates Collected			Veh. Total
	LV	HGV	PSV		LV	HGV	PSV		LV	HGV	PSV	
16:30	126	4	1	131	128	5	6	139	98%	80%	17%	94%
16:45	93	1	4	98	98	0	7	105	95%	#DIV/0!	57%	93%
17:00	114	1	3	118	118	1	3	122	97%	100%	100%	97%
17:15	125	0	0	125	128	0	5	133	98%	#DIV/0!	0%	94%
17:30	89	0	3	92	90	0	3	93	99%	#DIV/0!	100%	99%
17:45	77	2	3	82	81	2	3	86	95%	100%	100%	95%
18:00	86	1	3	90	108	1	3	112	80%	100%	100%	80%
18:15	90	1	3	94	85	1	3	89	106%	100%	100%	106%
Total	800	10	20	830	836	10	33	879	96%	100%	61%	94%

Site No's. 013 & 014

Location Dublin Rd (Exit from Junction) - South-Eastbound - OUTBOUND

Date Tuesday 09 February 2010

Time	Plates Collected			Veh. Total	Link Count			Veh. Total	Sample Plates Collected			Veh. Total
	LV	HGV	PSV		LV	HGV	PSV		LV	HGV	PSV	
07:30	42	4	1	47	86	6	5	97	49%	67%	20%	48%
07:45	96	2	1	99	143	2	2	147	67%	100%	50%	67%
08:00	165	3	8	176	167	3	8	178	99%	100%	100%	99%
08:15	196	3	6	205	204	3	6	213	96%	100%	100%	96%
08:30	187	1	5	193	216	3	7	226	87%	33%	71%	85%
08:45	185	3	3	191	213	6	5	224	87%	50%	60%	85%
09:00	168	2	2	172	187	2	5	194	90%	100%	40%	89%
09:15	142	5	6	153	150	5	7	162	95%	100%	86%	94%
Total	1181	23	32	1236	1366	30	45	1441	86%	77%	71%	86%

Date Tuesday 09 February 2010

Time	Plates Collected			Veh. Total	Link Count			Veh. Total	Sample Plates Collected			Veh. Total
	LV	HGV	PSV		LV	HGV	PSV		LV	HGV	PSV	
12:00	181	9	4	194	185	11	7	203	98%	82%	57%	96%
12:15	180	2	3	185	184	5	3	192	98%	40%	100%	96%
12:30	192	10	7	209	208	5	8	221	92%	200%	88%	95%
12:45	208	2	4	214	211	3	4	218	99%	67%	100%	98%
13:00	197	6	6	209	203	7	8	218	97%	86%	75%	96%
13:15	208	4	6	218	212	4	6	222	98%	100%	100%	98%
13:30	183	6	4	193	188	5	7	200	97%	120%	57%	97%
13:45	217	5	3	225	220	6	4	230	99%	83%	75%	98%
14:00	209	4	6	219	212	5	6	223	99%	80%	100%	98%
14:15	223	4	6	233	227	5	6	238	98%	80%	100%	98%
Total	1637	41	42	2099	2050	56	59	2165	80%	73%	71%	97%

Date Tuesday 09 February 2010

Time	Plates Collected			Veh. Total	Link Count			Veh. Total	Sample Plates Collected			Veh. Total
	LV	HGV	PSV		LV	HGV	PSV		LV	HGV	PSV	
16:30	222	0	2	224	246	2	5	253	90%	0%	40%	89%
16:45	199	3	3	205	217	4	3	224	92%	75%	100%	92%
17:00	199	2	4	205	224	4	5	233	89%	50%	80%	88%
17:15	173	2	4	179	168	2	4	174	103%	100%	100%	103%
17:30	196	1	5	202	202	1	6	209	97%	100%	83%	97%
17:45	157	2	3	162	216	3	4	223	73%	67%	75%	73%
18:00	56	2	0	58	220	2	8	230	25%	100%	0%	25%
18:15	38	0	0	38	194	1	6	201	20%	0%	0%	19%
Total	1240	12	21	1273	1687	19	41	1747	74%	63%	51%	73%

APPENDIX C

SURVEY RESULTS

Registration Matching

Analysis period from 0730 to 0930, 1200 to 1430 & 1630 to 1830 (Tuesday 9th February 2010)

Matching ignores duration range

Vehicle types 1 2 3

Matching ignores vehicle types

Matching on site direction

No expansion of trip matrix

Site No.	Location	Recs	Match	Unmatch	Selected	Match%
001	Harbour Access - North-Westbound - INBOUND	474	261	213	474	55.1%
002	Harbour Access - South-Eastbound - OUTBOUND	468	270	198	468	57.7%
003	Dock Rd - South-Eastbound - INBOUND	2024	1434	590	2024	70.8%
004	Dock Rd - North-Westbound - OUTBOUND	2759	2310	449	2754	83.7%
005	Fairgreen Rd - South-Eastbound - INBOUND	591	394	197	591	66.7%
006	Fairgreen Rd - North-Westbound - OUTBOUND	942	775	167	942	82.3%
007	Monageesha Rd (Right Turn Lane only)- Eastbound - INBOUND	2027	1346	681	2027	66.4%
008	Monageesha Rd (Inside Lane)- Westbound - OUTBOUND	1030	99	931	1030	9.6%
009	Monageesha Rd (Outside Lane)- Westbound - OUTBOUND	1988	133	1855	1988	6.7%
010	Wellpark Rd (Straight Through Lane only)- Southbound - INBOUND	1430	849	581	1430	59.4%
011	Wellpark Rd - Northbound - OUTBOUND	2170	623	1544	2167	28.7%
012	Dublin Rd (Left Turn Lane only) - North-Westbound - INBOUND	3000	1753	1247	3000	58.4%
013	Dublin Rd (Inside Lane only) - South-Eastbound - OUTBOUND	851	101	750	851	11.9%
014	Dublin Rd (Outside Lane only) - South-Eastbound - OUTBOUND	3803	1726	2077	3803	45.4%

Trip_Duration	(All)
Time_Period	(All)
In-Class	(All)

Count of Reg1	Out_Site								
In_Site	002	004	006	008	009	011	013	014	Grand Total
001	20	84	54	9	3	56	10	19	255
003	99	127	232	39	49	404	54	493	1497
005	37	228	32	9	16	48	9	25	404
007	20	113	37	50	72	32	14	1098	1436
010	37	593	127	10	20	130	8	20	945
012	63	1221	309	23	32	70	52	154	1924
Grand Total	276	2366	791	140	192	740	147	1809	6461

Trip_Duration	(All)
Time_Period	07:30
In-Class	(All)

Count of Reg1	Out_Site		Grand Total
In_Site	002	014	
007		10	10
012	1		1
Grand Total	1	10	11

Trip_Duration	(All)
Time_Period	07:45
In-Class	(All)

Count of Reg1	Out_Site						Grand Total
In_Site	002	004	006	009	011	014	
001						1	1
005			1				1
007	1	1			2	37	41
010	2	3	4			1	11
012		9	3				12
Grand Total	3	14	7	2	1	39	66

Trip_Duration	(All)
Time_Period	08:00
In-Class	(All)

Count of Reg1	Out_Site									
In_Site	002	004	006	008	009	011	013	014	Grand Total	
001			2	2	1		1	2	1	9
003		3		6			9		8	26
005		1	1	1	1		1	1	1	7
007			5	2	1	1			55	64
010		3	32	6			2			43
012		5	50	11	1		2	2	4	75
Grand Total		12	90	28	4	1	15	5	69	224

Trip_Duration	(All)
Time_Period	08:15
In-Class	(All)

Count of Reg1	Out_Site								
In_Site	002	004	006	009	011	013	014	Grand Total	
001			2	1			1	4	
003		7	1	16		15	5	34	78
005		2	4			3		1	10
007		1	2	1				67	71
010		4	41	6	1	2			54
012		8	79	10			1	5	103
Grand Total		22	129	34	1	20	7	107	320

Trip_Duration	(All)
Time_Period	08:30
In-Class	(All)

Count of Reg1	Out_Site									
In_Site	002	004	006	008	009	011	013	014	Grand Total	
001				2			4	1	1	8
003		2	2	26	2	1	15	1	30	79
005		4	9	1			2			16
007		1		1			1		65	68
010		3	45	3			1		1	53
012		4	81	15	1			2	3	106
Grand Total		14	137	48	3	1	23	4	100	330

Trip_Duration	(All)
Time_Period	08:45
In-Class	(All)

Count of Reg1	Out_Site								
In_Site	002	004	006	009	011	013	014	Grand Total	
001			2	1		3	1	2	9
003		5	2	20		25	1	34	87
005		1	7			3	1		12
007		1	2	2				66	71
010			29	7	1	1			38
012		5	64	12		1	1	2	85
Grand Total		12	106	42	1	33	4	104	302

Trip_Duration	(All)
Time_Period	09:00
In-Class	(All)

Count of Reg1	Out_Site								
In_Site	002	004	006	008	009	011	013	014	Grand Total
001		1	1	1			2		5
003		7	4	14			30		91
005		6	13		2				24
007			1	1	1				61
010		4	36	9		1	2		52
012		3	70	19	1		1	1	100
Grand Total		21	125	44	4	1	35	1	333

Trip_Duration	(All)
Time_Period	09:15
In-Class	(All)

Count of Reg1	Out_Site									
In_Site	002	004	006	008	009	011	013	014	Grand Total	
001		1	1		1		1	1	1	6
003		5	3	16	1		33		34	92
005		1	7	1			1			10
007			2				2		53	57
010		4	35	5			4		1	49
012		3	76	18		2	2	2	10	113
Grand Total		14	124	40	2	2	43	3	99	327

Trip_Duration	(All)
Time_Period	12:00
In-Class	(All)

Count of Reg1	Out_Site									
In_Site	002	004	006	008	009	011	013	014	Grand Total	
001		1	8		1	1	1			12
003		5	1	4	1		8	3	12	34
005		2	13	1		2	2			20
007			5		1	2			28	36
010		1	20	2				1		24
012		2	43	4		3	1	1	2	56
Grand Total		11	90	11	3	8	12	5	42	182



Trip_Duration	(All)
Time_Period	12:15
In-Class	(All)

Count of Reg1	Out_Site								
In_Site	002	004	006	008	009	011	013	014	Grand Total
001			4	5			2		11
003	9	5	8	4	5	19	1	18	69
005	4	9			2		1		16
007	2	10	3	2	2	1		34	54
010	2	25	5	1	1	2			36
012	2	66	12	3	3	2	1	3	92
Grand Total	19	119	33	12	11	27	2	55	278

Trip_Duration	(All)
Time_Period	12:30
In-Class	(All)

Count of Reg1	Out_Site								
In_Site	002	004	006	008	009	011	013	014	Grand Total
001	1	5	1				2	1	10
003	6	3	7	2	4	21	2	20	65
005		8	2		3	1		1	15
007		6	2	6	1	3	2	32	52
010		13	5		2	8	1		29
012	8	61	14		3	1	5	3	95
Grand Total	15	96	31	8	13	36	11	56	266



Trip_Duration	(All)
Time_Period	12:45
In-Class	(All)

Count of Reg1	Out_Site								
In_Site	002	004	006	008	009	011	013	014	Grand Total
001		1	9	5	1		1		17
003		6	6	13	4	2	18	3	22
005		1	7				1		1
007		2	7	2	6	3	3		35
010		3	23	6	1		9	1	43
012		1	58	12		1	5	1	1
Grand Total		14	110	38	12	6	37	5	59

Trip_Duration	(All)
Time_Period	13:00
In-Class	(All)

Count of Reg1	Out_Site								
In_Site	002	004	006	008	009	011	013	014	Grand Total
001			3	4			2		9
003		6	10	6	4	7	28	5	15
005			9		1	3	1		14
007		1	8	3		4	3	1	27
010		1	35	3	1		2		42
012			62	15		3	1	2	4
Grand Total		8	127	31	6	17	37	8	46



Trip_Duration	(All)
Time_Period	13:15
In-Class	(All)

Count of Reg1	Out_Site								
In_Site	002	004	006	008	009	011	013	014	Grand Total
001		3	3	1			7		14
003		6	4	11	2	1	18	1	51
005		2	12	3	1		3		21
007		2	12	3	1	6	1		52
010		1	27	3	2	2	6	1	44
012			51	15		1	6	4	80
Grand Total		14	109	36	6	10	41	6	262

Trip_Duration	(All)
Time_Period	13:30
In-Class	(All)

Count of Reg1	Out_Site								
In_Site	002	004	006	008	009	011	013	014	Grand Total
001		3	9	2	1	1	1		17
003		4	8	8		2	37	1	73
005		3	11	3		1	5		23
007		3	6	2	4	4	3		61
010		2	25	5	1	2	10		47
012		3	63	10	1	3	2		85
Grand Total		18	122	30	7	13	58	1	306



Trip_Duration	(All)
Time_Period	13:45
In-Class	(All)

Count of Reg1	Out_Site								
In_Site	002	004	006	008	009	011	013	014	Grand Total
001			4	3	2		2		11
003		4	9	10	6	6	20	5	21
005		2	15	4		1	2	1	1
007		1	8	1	10	11	2	1	44
010			24	2	1		6		33
012		2	58	11	1	1	2	3	4
Grand Total		9	118	31	20	19	34	10	70

Trip_Duration	(All)
Time_Period	14:00
In-Class	(All)

Count of Reg1	Out_Site								
In_Site	002	004	006	008	009	011	013	014	Grand Total
001		3	11	1			2	1	18
003		5	11	12	6	2	17	5	16
005		1	13	3			4		1
007		2	11	1	1	7	1		35
010		2	31	5	1	1	12	1	2
012		2	45	11	3	2	5	3	9
Grand Total		15	122	33	11	12	41	10	63

Trip_Duration	(All)
Time_Period	14:15
In-Class	(All)

Count of Reg1	Out_Site								
In_Site	002	004	006	008	009	011	013	014	Grand Total
001	2	1	3				2		8
003	4	6	8	4	4	19	5	22	72
005	2	20			1	2	1		26
007	3	6	1	5	2	3	2	53	75
010	2	26	2		2	5			37
012	3	63	11				11	5	95
Grand Total	16	122	25	9	9	42	13	77	313

Trip_Duration	(All)
Time_Period	16:30
In-Class	(All)

Count of Reg1	Out_Site								
In_Site	002	004	006	008	009	011	013	014	Grand Total
001		4	3				1	1	4
003	3	8	8				16	4	56
005	2	9	4				1		18
007		3	1	2	5	1	2	59	73
010		18		2			3		26
012		41	13	1			2	4	72
Grand Total	5	83	29	5	5	5	24	11	258



Trip_Duration	(All)
Time_Period	16:45
In-Class	(All)

Count of Reg1	Out_Site									
In_Site	002	004	006	008	009	011	013	014	Grand Total	
001			4	2	1		7	1	3	18
003		6	8	9		2	14	4	37	80
005		2	10	4		2	3	1	5	27
007			5	3	1	8	3		54	74
010		2	23	9		1	12	1	1	49
012		1	42	17	2	3	5		15	85
Grand Total		11	92	44	4	16	44	7	115	333

Trip_Duration	(All)
Time_Period	17:00
In-Class	(All)

Count of Reg1	Out_Site									
In_Site	002	004	006	008	009	011	013	014	Grand Total	
001			4	4	1	1	8		1	19
003		1	10	5	3	3	14	1	32	69
005			4		1		3	1	2	11
007			2	2	3	3	2	1	66	79
010			17	17		2	16		2	54
012		2	29	27	3		8	3	14	86
Grand Total		3	66	55	11	9	51	6	117	318

Trip_Duration	(All)
Time_Period	17:15
In-Class	(All)

Count of Reg1	Out_Site									
In_Site	002	004	006	008	009	011	013	014	Grand Total	
001		2	4	6			3		1	16
003		2	8	9		4	12	3	20	58
005		1	5	2			3	1	1	13
007			1	3	3	4		2	48	61
010			8	6			8	1	1	24
012		1	24	18	2	3	3	4	13	68
Grand Total		6	50	44	5	11	29	11	84	240

Trip_Duration	(All)
Time_Period	17:30
In-Class	(All)

Count of Reg1	Out_Site									
In_Site	002	004	006	008	009	011	013	014	Grand Total	
001			1	6			2		2	11
003		1	4	12		3	13	4	28	65
005			13	1	1	2	6	1	6	30
007			2	2	2	5	1	1	54	67
010			17	12		1	13	1	2	46
012		5	27	17	2	2	10	6	9	78
Grand Total		6	64	50	5	13	45	13	101	297

Trip_Duration	(All)
Time_Period	17:45
In-Class	(All)

Count of Reg1	Out_Site								
In_Site	002	004	006	008	009	011	013	014	Grand Total
001		1	1	1			2	2	7
003		1	6	4		2	3	14	30
005			19	2		1		1	23
007			2	1	1	2	2	2	34
010			21	5		3	5		35
012			35	14	1	2		1	69
Grand Total		2	84	27	2	10	12	4	67

Trip_Duration	(All)
Time_Period	18:00
In-Class	(All)

Count of Reg1	Out_Site					
In_Site	002	004	008	009	014	Grand Total
001			1			1
003			6		1	8
005			9			9
007			5		12	17
010	1		10			12
012			17	1		23
Grand Total	1		48	1	1	70

Trip_Duration	(All)
Time_Period	18:15
In-Class	(All)

Count of Reg1	Out_Site			
In_Site	002	004	014	Grand Total
001		1		1
003		1	2	4
007			1	7
010			9	9
012		2	7	17
Grand Total		4	19	38

Trip_Duration	(All)
Time_Period	(All)
In-Class	1

Count of Reg1	Out_Site									Grand Total
	In_Site	002	004	006	008	009	011	013	014	
001		11	71	34	6	1	38	1	13	175
003		79	126	223	39	48	399	45	483	1442
005		29	226	27	8	15	46	9	25	385
007		16	112	35	49	72	30	14	1088	1416
010		25	582	117	9	18	114	6	20	891
012		42	1205	283	22	31	67	30	148	1828
Grand Total		202	2322	719	133	185	694	105	1777	6137

Trip_Duration	(All)
Time_Period	07:30
In-Class	1

Count of Reg1	Out_Site		Grand Total
In_Site	002	014	
007		10	10
012	1		1
Grand Total	1	10	11

Trip_Duration	(All)
Time_Period	07:45
In-Class	1

Count of Reg1	Out_Site					Grand Total
In_Site	002	004	006	009	014	
005			1			1
007		1	1		2	37
010		2	3	2		1
012			9	3		
Grand Total		3	14	5	2	38

Trip_Duration	(All)
Time_Period	08:00
In-Class	1

Count of Reg1	Out_Site								
In_Site	002	004	006	008	009	011	013	014	Grand Total
001		1	1						2
003	3		6			9		8	26
005		1	1	1		1	1	1	6
007		4	1	1	1			54	61
010	2	31	4			2			39
012	4	49	9	1		2		4	69
Grand Total	9	86	22	3	1	14	1	67	203

Trip_Duration	(All)
Time_Period	08:15
In-Class	1

Count of Reg1	Out_Site							Grand Total
In_Site	002	004	006	009	011	013	014	Grand Total
003	6	1	16		15	5	34	77
005	2	4			3		1	10
007	1	2	1				66	70
010	3	41	6	1	2			53
012	6	77	7				4	94
Grand Total	18	125	30	1	20	5	105	304

Trip_Duration	(All)
Time_Period	08:30
In-Class	1

Count of Reg1	Out_Site								
In_Site	002	004	006	008	009	011	013	014	Grand Total
001						1			1
003	1	2	26	2	1	15	1	30	78
005	4	9	1			2			16
007			1			1		65	67
010	2	44	3			1		1	51
012	2	80	14				1	3	100
Grand Total	9	135	45	2	1	20	2	99	313

Trip_Duration	(All)
Time_Period	08:45
In-Class	1

Count of Reg1	Out_Site							
In_Site	002	004	006	009	011	013	014	Grand Total
001		1						1
003	2	2	20		25	1	34	84
005	1	6			2	1		10
007	1	2	2				64	69
010		28	6	1	1			36
012	4	63	11		1	1	2	82
Grand Total	8	102	39	1	29	3	100	282

Trip_Duration	(All)
Time_Period	09:00
In-Class	1

Count of Reg1	Out_Site								
In_Site	002	004	006	008	009	011	013	014	Grand Total
001		1	1						2
003	5	4	12			28		36	85
005	6	13		1				3	23
007		1	1	1				58	61
010	3	35	9		1				48
012	2	68	18	1		1	1	5	96
Grand Total	16	122	41	3	1	29	1	102	315

Trip_Duration	(All)
Time_Period	09:15
In-Class	1

Count of Reg1	Out_Site								
In_Site	002	004	006	008	009	011	013	014	Grand Total
001	1	1				1			3
003	4	3	15	1		33		33	89
005	1	7	1			1			10
007		2						50	52
010	2	33	5			3		1	44
012	1	75	15		2	2	1	10	106
Grand Total	9	121	36	1	2	40	1	94	304

Trip_Duration	(All)
Time_Period	12:00
In-Class	1

Count of Reg1	Out_Site								
In_Site	002	004	006	008	009	011	013	014	Grand Total
001		6		1	1	1			9
003	4	1	4	1		8	2	11	31
005	2	13	1		2	2			20
007		5		1	2			27	35
010	1	20	2						23
012		43	4		3	1	1	2	54
Grand Total	7	88	11	3	8	12	3	40	172

Trip_Duration	(All)
Time_Period	12:15
In-Class	1

Count of Reg1	Out_Site								
In_Site	002	004	006	008	009	011	013	014	Grand Total
001		3	3			1			7
003	8	5	7	4	4	19	1	17	65
005	3	9		2		1			15
007	1	10	3	2	2	1		34	53
010	2	24	5			2			33
012		65	12	3	2	1		2	85
Grand Total	14	116	30	11	8	25	1	53	258

Trip_Duration	(All)
Time_Period	12:30
In-Class	1

Count of Reg1	Out_Site								
In_Site	002	004	006	008	009	011	013	014	Grand Total
001		4	1			1			6
003	6	3	6	2	4	20	2	19	62
005		8	1		3	1		1	14
007		6	2	6	1	3	2	32	52
010		13	5		2	6	1		27
012	8	60	13		3	1	3	3	91
Grand Total	14	94	28	8	13	32	8	55	252



Trip_Duration	(All)
Time_Period	12:45
In-Class	1

Count of Reg1	Out_Site								
In_Site	002	004	006	008	009	011	013	014	Grand Total
001		8	2	1					11
003	5	6	13	4	2	18	3	21	72
005		7				1		1	9
007	2	7	2	5	3	3		35	57
010	2	23	6	1		7	1		40
012	1	57	10		1	5		1	75
Grand Total	10	108	33	11	6	34	4	58	264

Trip_Duration	(All)
Time_Period	13:00
In-Class	1

Count of Reg1	Out_Site								
In_Site	002	004	006	008	009	011	013	014	Grand Total
001		3	3			2			8
003	5	10	6	4	7	28	3	14	77
005		9		1	3	1			14
007		8	3		4	3	1	27	46
010	1	35	3	1		1			41
012		62	14		3	1	1	4	85
Grand Total	6	127	29	6	17	36	5	45	271

Trip_Duration	(All)
Time_Period	13:15
In-Class	1

Count of Reg1	Out_Site								
In_Site	002	004	006	008	009	011	013	014	Grand Total
001	2	3	1			5			11
003	6	4	11	2	1	18	1	8	51
005	2	12	2	1		2			19
007	2	12	3	1	6	1		27	52
010		27	1	2	2	6	1	2	41
012		51	14		1	6		3	75
Grand Total	12	109	32	6	10	38	2	40	249

Trip_Duration	(All)
Time_Period	13:30
In-Class	1

Count of Reg1	Out_Site								
In_Site	002	004	006	008	009	011	013	014	Grand Total
001	3	8	1	1		1			14
003	4	8	8		2	36	1	12	71
005	3	11	2			5			21
007	3	6	1	4	4	3		38	59
010	1	25	5	1	2	10		2	46
012	2	62	7	1	3	1		3	79
Grand Total	16	120	24	7	11	56	1	55	290

Trip_Duration	(All)
Time_Period	13:45
In-Class	1

Count of Reg1	Out_Site								
In_Site	002	004	006	008	009	011	013	014	Grand Total
001		4	2	1		1			8
003	3	8	10	6	6	20	5	21	79
005	1	15	4		1	2	1	1	25
007	1	8	1	10	11	2	1	44	78
010		23	2	1		5			31
012	2	58	11	1	1	1	2	4	80
Grand Total	7	116	30	19	19	31	9	70	301

Trip_Duration	(All)
Time_Period	14:00
In-Class	1

Count of Reg1	Out_Site								
In_Site	002	004	006	008	009	011	013	014	Grand Total
001	3	11	1			2			17
003	5	11	11	6	2	17	5	15	72
005	1	13	2			4		1	21
007	2	11	1	1	7	1		35	58
010	1	30	5	1	1	11	1	2	52
012		45	10	3	2	5	2	8	75
Grand Total	12	121	30	11	12	40	8	61	295

Trip_Duration	(All)
Time_Period	14:15
In-Class	1

Count of Reg1	Out_Site								
In_Site	002	004	006	008	009	011	013	014	Grand Total
001	2	1	3			1			7
003	4	6	8	4	4	19	2	22	69
005	1	19			1	2	1		24
007	2	6	1	5	2	3	2	53	74
010	2	25	2		2	5			36
012	1	62	11			11	3	2	90
Grand Total	12	119	25	9	9	41	8	77	300

Trip_Duration	(All)
Time_Period	16:30
In-Class	1

Count of Reg1	Out_Site								
In_Site	002	004	006	008	009	011	013	014	Grand Total
001		4	2			1	1	4	12
003	3	8	8			15	2	17	53
005	1	9	4			1		2	17
007		3	1	2	5	1	2	59	73
010		18		2		3		3	26
012		41	13	1		2	4	11	72
Grand Total	4	83	28	5	5	23	9	96	253

Trip_Duration	(All)
Time_Period	16:45
In-Class	1

Count of Reg1	Out_Site								
In_Site	002	004	006	008	009	011	013	014	Grand Total
001		3	2	1		5		3	14
003	4	8	7		2	14	3	36	74
005	1	10	4		2	3	1	5	26
007		5	3	1	8	3		54	74
010	1	23	9		1	11	1	1	47
012	1	40	14	2	3	5		14	79
Grand Total	7	89	39	4	16	41	5	113	314

Trip_Duration	(All)
Time_Period	17:00
In-Class	1

Count of Reg1	Out_Site								
In_Site	002	004	006	008	009	011	013	014	Grand Total
001		2	3	1		8		1	15
003		10	4	3	3	14	1	31	66
005		4		1		3	1	2	11
007		2	2	3	3	2	1	66	79
010		17	15		1	16		2	51
012	1	29	27	3		8	1	14	83
Grand Total	1	64	51	11	7	51	4	116	305



Trip_Duration	(All)
Time_Period	17:15
In-Class	1

Count of Reg1	Out_Site								
In_Site	002	004	006	008	009	011	013	014	Grand Total
001		4	3			3		1	11
003	1	8	9		4	12	3	20	57
005		5	2			3	1	1	12
007		1	3	3	4		2	48	61
010		7	6			6		1	20
012		24	16	2	3	3	3	12	63
Grand Total	1	49	39	5	11	27	9	83	224

Trip_Duration	(All)
Time_Period	17:30
In-Class	1

Count of Reg1	Out_Site								
In_Site	002	004	006	008	009	011	013	014	Grand Total
001		1	5			2		2	10
003		4	12		3	13	4	28	64
005		13	1	1	2	6	1	6	30
007		2	2	2	5	1	1	54	67
010		17	11		1	12	1	2	44
012	5	27	16	2	2	10	5	8	75
Grand Total	5	64	47	5	13	44	12	100	290

Trip_Duration	(All)
Time_Period	17:45
In-Class	1

Count of Reg1	Out_Site							
In_Site	004	006	008	009	011	013	014	Grand Total
001	1				2		2	5
003	6	4		2	3		14	29
005	19	1		1		1		22
007	2	1	1	2	2	2	33	43
010	21	5		3	4		1	34
012	35	14	1	2		1	16	69
Grand Total	84	25	2	10	11	4	66	202

Trip_Duration	(All)
Time_Period	18:00
In-Class	1

Count of Reg1	Out_Site				
In_Site	004	008	009	014	Grand Total
001	1				1
003	6		1	1	8
005	9				9
007	5			12	17
010	10			1	11
012	16	1		5	22
Grand Total	47	1	1	19	68

Trip_Duration	(All)
Time_Period	18:15
In-Class	1

Count of Reg1	Out_Site			
In_Site	002	004	014	Grand Total
003		2	1	3
007		1	6	7
010		9		9
012	1	7	8	16
Grand Total	1	19	15	35



Trip_Duration	(All)
Time_Period	(All)
In-Class	2

Count of Reg1	Out_Site									Grand Total
	In_Site	002	004	006	008	009	011	013	014	
001		3	7	3	2	1	14	1	3	34
003		7	1	2			4	2	9	25
005		4	2		1	1	2			10
007		4	1	2	1		2		9	19
010		8	11	4	1	1	6			31
012		9	11	6	1		3	1	4	35
Grand Total		35	33	17	6	3	31	4	25	154

Trip_Duration	(All)
Time_Period	07:30
In-Class	2

Count of Reg1	Out_Site
In_Site	Grand Total
Grand Total	

Trip_Duration	(All)
Time_Period	07:45
In-Class	2

Count of Reg1	Out_Site	
In_Site	014	Grand Total
001	1	1
Grand Total	1	1

Trip_Duration	(All)
Time_Period	08:00
In-Class	2

Count of Reg1	Out_Site					
In_Site	002	004	006	008	014	Grand Total
001				1		1
007		1	1		1	3
010	1	1	2			4
012	1	1	1			3
Grand Total	2	3	4	1	1	11

Trip_Duration	(All)
Time_Period	08:15
In-Class	2

Count of Reg1	Out_Site				
In_Site	002	004	006	014	Grand Total
001		2	1		3
007				1	1
010	1				1
012	1	2	2	1	6
Grand Total	2	4	3	2	11

Trip_Duration	(All)
Time_Period	08:30
In-Class	2

Count of Reg1	Out_Site					
In_Site	002	004	008	011	013	Grand Total
001				2		2
003	1					1
007	1					1
010		1				1
012		1	1		1	3
Grand Total	2	2	1	2	1	8



Trip_Duration	(All)
Time_Period	08:45
In-Class	2

Count of Reg1	Out_Site				
In_Site	002	004	011	014	Grand Total
001			3	2	5
003	2				2
005		1	1		2
007				1	1
010		1			1
Grand Total	2	2	4	3	11

Trip_Duration	(All)
Time_Period	09:00
In-Class	2

Count of Reg1	Out_Site			
In_Site	004	008	011	Grand Total
001			2	2
003			2	2
005		1		1
010	1		1	2
012	1			1
Grand Total	2	1	5	8

Trip_Duration	(All)
Time_Period	09:15
In-Class	2

Count of Reg1	Out_Site						
In_Site	002	004	006	008	011	014	Grand Total
001				1			1
003			1			1	2
007					2	3	5
010	2	2			1		5
012	1		1				2
Grand Total	3	2	2	1	3	4	15

Trip_Duration	(All)
Time_Period	12:00
In-Class	2

Count of Reg1	Out_Site			
In_Site	002	004	014	Grand Total
001	1	1		2
003	1		1	2
007			1	1
012	2			2
Grand Total	4	1	2	7



Trip_Duration	(All)
Time_Period	12:15
In-Class	2

Count of Reg1	Out_Site							
In_Site	002	004	006	008	009	011	014	Grand Total
003	1		1				1	3
005	1							1
007	1							1
010		1		1	1			3
012	1						1	2
Grand Total	4	1	1	1	1	1	1	10

Trip_Duration	(All)
Time_Period	12:30
In-Class	2

Count of Reg1	Out_Site				
In_Site	004	011	013	014	Grand Total
001	1	1	1		3
003		1		1	2
010		1			1
Grand Total	1	3	1	1	6

Trip_Duration	(All)
Time_Period	12:45
In-Class	2

Count of Reg1	Out_Site						
In_Site	002	004	006	008	011	014	Grand Total
001		1	1		1		3
003	1					1	2
005	1						1
007				1			1
010					1		1
012		1					1
Grand Total	2	2	1	1	2	1	9

Trip_Duration	(All)
Time_Period	13:00
In-Class	2

Count of Reg1	Out_Site				
In_Site	002	011	013	014	Grand Total
003			1	1	2
007	1				1
010		1			1
Grand Total	1	1	1	1	4

Trip_Duration	(All)
Time_Period	13:15
In-Class	2

Count of Reg1	Out_Site			
In_Site	002	006	011	Grand Total
001			2	2
005			1	1
010	1	1		2
012		1		1
Grand Total	1	2	3	6

Trip_Duration	(All)
Time_Period	13:30
In-Class	2

Count of Reg1	Out_Site						
In_Site	002	004	006	009	011	014	Grand Total
001		1		1			2
003					1	1	2
005				1			1
007			1			1	2
010	1						1
012	1	1	1		1		4
Grand Total	2	2	2	2	2	2	12



Trip_Duration	(All)
Time_Period	13:45
In-Class	2

Count of Reg1	Out_Site				
In_Site	002	004	006	011	Grand Total
001			1	1	2
003		1			1
005	1				1
010		1			1
012				1	1
Grand Total	1	2	1	2	6

Trip_Duration	(All)
Time_Period	14:00
In-Class	2

Count of Reg1	Out_Site				
In_Site	002	004	011	014	Grand Total
010	1	1	1		3
012	1			1	2
Grand Total	2	1	1	1	5

Trip_Duration	(All)
Time_Period	14:15
In-Class	2

Count of Reg1	Out_Site				
In_Site	002	004	011	013	Grand Total
001			1		1
003				1	1
005	1	1			2
007	1				1
010		1			1
012		1			1
Grand Total	2	3	1	1	7

Trip_Duration	(All)
Time_Period	16:30
In-Class	2

Count of Reg1	Out_Site
In_Site	Grand Total
Grand Total	



Trip_Duration	(All)
Time_Period	16:45
In-Class	2

Count of Reg1	Out_Site			
In_Site	004	011	014	Grand Total
001	1	1		2
003			1	1
012	2			2
Grand Total	3	1	1	5

Trip_Duration	(All)
Time_Period	17:00
In-Class	2

Count of Reg1	Out_Site			
In_Site	002	006	014	Grand Total
003	1		1	2
010		1		1
Grand Total	1	1	1	3



Trip_Duration	(All)
Time_Period	17:15
In-Class	2

Count of Reg1	Out_Site			
In_Site	002	004	014	Grand Total
001	1			1
010		1		1
012			1	1
Grand Total	1	1	1	3

Trip_Duration	(All)
Time_Period	17:30
In-Class	2

Count of Reg1	Out_Site	
In_Site	014	Grand Total
012	1	1
Grand Total	1	1

Trip_Duration	(All)
Time_Period	17:45
In-Class	2

Count of Reg1	Out_Site	
In_Site	014	Grand Total
007	1	1
Grand Total	1	1

Trip_Duration	(All)
Time_Period	18:00
In-Class	2

Count of Reg1	Out_Site		
In_Site	002	004	Grand Total
010	1		1
012		1	1
Grand Total	1	1	2

Trip_Duration	(All)
Time_Period	18:15
In-Class	2

Count of Reg1	Out_Site	
In_Site	002	Grand Total
001	1	1
012	1	1
Grand Total	2	2

Trip_Duration	(All)
Time_Period	(All)
In-Class	3

Count of Reg1	Out_Site										
	In_Site	002	004	006	008	009	011	013	014	Grand Total	
001		6		6	17	1	1	4	8	3	46
003		13			7		1	1	7	1	30
005		4			5						9
007										1	1
010		4			6		1	10	2		23
012		12		5	20		1		21	2	61
Grand Total		39		11	55	1	4	15	38	7	170

Trip_Duration	(All)
Time_Period	07:30
In-Class	3

Count of Reg1	Out_Site
In_Site	Grand Total
Grand Total	

Trip_Duration	(All)
Time_Period	07:45
In-Class	3

Count of Reg1	Out_Site		
In_Site	006	011	Grand Total
010	2	1	3
Grand Total	2	1	3

Trip_Duration	(All)
Time_Period	08:00
In-Class	3

Count of Reg1	Out_Site						
In_Site	002	004	006	011	013	014	Grand Total
001		1	1	1	2	1	6
005	1						1
012			1		2		3
Grand Total	1	1	2	1	4	1	10

Trip_Duration	(All)
Time_Period	08:15
In-Class	3

Count of Reg1	Out_Site			
In_Site	002	006	013	Grand Total
001			1	1
003	1			1
012	1	1	1	3
Grand Total	2	1	2	5

Trip_Duration	(All)
Time_Period	08:30
In-Class	3

Count of Reg1	Out_Site					
In_Site	002	006	011	013	014	Grand Total
001		2	1	1	1	5
010	1					1
012	2	1				3
Grand Total	3	3	1	1	1	9



Trip_Duration	(All)
Time_Period	08:45
In-Class	3

Count of Reg1	Out_Site					
In_Site	002	004	006	013	014	Grand Total
001		1	1	1		3
003	1					1
007					1	1
010			1			1
012	1	1	1			3
Grand Total	2	2	3	1	1	9

Trip_Duration	(All)
Time_Period	09:00
In-Class	3

Count of Reg1	Out_Site				
In_Site	002	004	006	011	Grand Total
001	1				1
003	2		2		4
010	1			1	2
012	1	1	1		3
Grand Total	5	1	3	1	10



Trip_Duration	(All)
Time_Period	09:15
In-Class	3

Count of Reg1	Out_Site					
In_Site	002	004	006	013	014	Grand Total
001				1	1	2
003	1					1
012	1	1	2	1		5
Grand Total	2	1	2	2	1	8

Trip_Duration	(All)
Time_Period	12:00
In-Class	3

Count of Reg1	Out_Site		
In_Site	004	013	Grand Total
001	1		1
003		1	1
010		1	1
Grand Total	1	2	3



Trip_Duration	(All)
Time_Period	12:15
In-Class	3

Count of Reg1	Out_Site							
In_Site	002	004	006	009	011	013	014	Grand Total
001		1	2		1			4
003				1				1
012	1	1		1		1	1	5
Grand Total	1	2	2	2	1	1	1	10

Trip_Duration	(All)
Time_Period	12:30
In-Class	3

Count of Reg1	Out_Site					Grand Total
In_Site	002	004	006	011	013	Grand Total
001	1					1
003			1			1
005			1			1
010				1		1
012		1	1		2	4
Grand Total	1	1	3	1	2	8



Trip_Duration	(All)
Time_Period	12:45
In-Class	3

Count of Reg1	Out_Site				
In_Site	002	006	011	013	Grand Total
001	1	2			3
010	1		1		2
012		2		1	3
Grand Total	2	4	1	1	8

Trip_Duration	(All)
Time_Period	13:00
In-Class	3

Count of Reg1	Out_Site			
In_Site	002	006	013	Grand Total
001		1		1
003	1		1	2
012		1	1	2
Grand Total	1	2	2	5



Trip_Duration	(All)
Time_Period	13:15
In-Class	3

Count of Reg1	Out_Site			
In_Site	002	006	013	Grand Total
001	1			1
005		1		1
010		1		1
012			4	4
Grand Total	1	2	4	7

Trip_Duration	(All)
Time_Period	13:30
In-Class	3

Count of Reg1	Out_Site	
In_Site	006	Grand Total
001	1	1
005	1	1
012	2	2
Grand Total	4	4



Trip_Duration	(All)
Time_Period	13:45
In-Class	3

Count of Reg1	Out_Site				
In_Site	002	008	011	013	Grand Total
001		1			1
003	1				1
010			1		1
012				1	1
Grand Total	1	1	1	1	4

Trip_Duration	(All)
Time_Period	14:00
In-Class	3

Count of Reg1	Out_Site				
In_Site	002	006	013	014	Grand Total
001			1		1
003		1		1	2
005		1			1
012	1	1	1		3
Grand Total	1	3	2	1	7



Trip_Duration	(All)
Time_Period	14:15
In-Class	3

Count of Reg1	Out_Site		
In_Site	002	013	Grand Total
003		2	2
012	2	2	4
Grand Total	2	4	6

Trip_Duration	(All)
Time_Period	16:30
In-Class	3

Count of Reg1	Out_Site				
In_Site	002	006	011	013	Grand Total
001		1			1
003			1	2	3
005	1				1
Grand Total	1	1	1	2	5



Trip_Duration	(All)
Time_Period	16:45
In-Class	3

Count of Reg1	Out_Site					
In_Site	002	006	011	013	014	Grand Total
001			1	1		2
003	2	2		1		5
005	1					1
010	1		1			2
012		3			1	4
Grand Total	4	5	2	2	1	14

Trip_Duration	(All)
Time_Period	17:00
In-Class	3

Count of Reg1	Out_Site					
In_Site	002	004	006	009	013	Grand Total
001		2	1	1		4
003			1			1
010			1	1		2
012	1				2	3
Grand Total	1	2	3	2	2	10



Trip_Duration	(All)
Time_Period	17:15
In-Class	3

Count of Reg1	Out_Site				
In_Site	002	006	011	013	Grand Total
001	1	3			4
003	1				1
005	1				1
010			2	1	3
012	1	2		1	4
Grand Total	4	5	2	2	13

Trip_Duration	(All)
Time_Period	17:30
In-Class	3

Count of Reg1	Out_Site				
In_Site	002	006	011	013	Grand Total
001		1			1
003	1				1
010		1	1		2
012		1		1	2
Grand Total	1	3	1	1	6



Trip_Duration	(All)
Time_Period	17:45
In-Class	3

Count of Reg1	Out_Site			
In_Site	002	006	011	Grand Total
001	1	1		2
003	1			1
005		1		1
010			1	1
Grand Total	2	2	1	5

Trip_Duration	(All)
Time_Period	18:00
In-Class	3

Count of Reg1	Out_Site
In_Site	Grand Total
Grand Total	

Trip_Duration	(All)
Time_Period	18:15
In-Class	3

Count of Reg1	Out_Site	
In_Site	002	Grand Total
003	1	1
Grand Total	1	1